

DESCRIPTION

The GLF73915 is an I_QSmart™ ultra-efficient, full battery protection IC with an accurate over charge voltage, over discharge voltage, shipping mode, over charge current, and short circuit protection for lithium-Ion/Polymer battery safety.

The over charge and discharge voltage protections keep a rechargeable battery working within the desired safe operating condition. When the battery is charged past the over voltage detection level, the GLF73915 charging switch opens in a preset delay time. As the battery voltage decreases below the over discharge detection voltage level, the GLF73915 discharging switch is turned off immediately to cut off the battery power rail, consuming an ultra-low leakage current (I_{SD}) to save the battery. In addition, when the load current reaches the I_{SC} short circuit protection level, the GLF73915 is turned off and will maintain the off state to avoid any serious damage to system. The short circuit delay time avoids any false trigger which might open the switch.

The GLF73915 provides a shipping mode pin to prevent smart devices with a non-removable battery from discharging during the shipping period. When a charged battery cell is connected the GLF73915 remains in the off state and consumes an ultra-low leakage current (I_{SD}) until the V_{ON} voltage is applied to VOUT pin. Note that the GLF73915 is activated only by a V_{ON} voltage from a charger output.

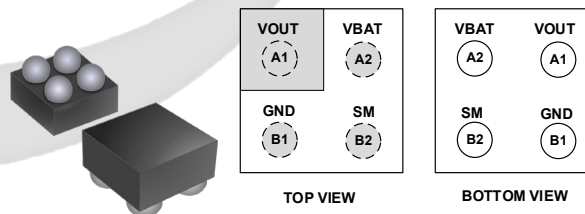
APPLICATIONS

- BLE Wireless Earphone
- Hearing Aids
- Wearables and Smart IoT Devices

FEATURES

- Over Charge Detection, V_{OC} : 4.35 V_{BAT}
- Over Discharge Detection, V_{OD} :
 - GLF73915-AD12C: 2.80 V_{BAT}
 - GLF73915-AF12C: 2.95 V_{BAT}
- I_{OC}, Over Charge Current Detection
- Load Short Circuit Protection with Delay Time to avoid a false trigger
- Activated by Applying V_{ON} to the VOUT Pin from Charger
- Low R_{ON} : 57 mΩ Typ. at 3.6 V_{BAT}
- Quiescent Current, I_Q = 900 nA Typ. at 3.6 V_{BAT}
- Shutdown Current
 - I_{SD} = 7 nA Typ. at V_{BAT} < V_{OD}
 - I_{SD} = 8 nA Typ. at V_{BAT} = 3.6 V, Shipping Mode
 - I_{SD} = 9 nA Typ. at V_{BAT} = 4.2 V, Shipping Mode
- Latch-off at Over Discharge Detection and Short Circuit Protection. Apply V_{ON} to VOUT pin to turn on
- Shipping Mode Implementation
- 0 V Battery Minimum Voltage for Charging
- Reverse Connection Protection
- Patent Pending Circuit Architecture
- HBM : 8 kV, CDM : 2 kV
- 0.97 mm x 0.97 mm x 0.55 mm Chip Scale Package
4 Bumps, 0.5 mm Pitch

PACKAGE



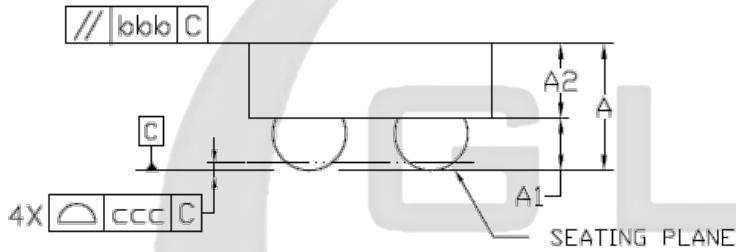
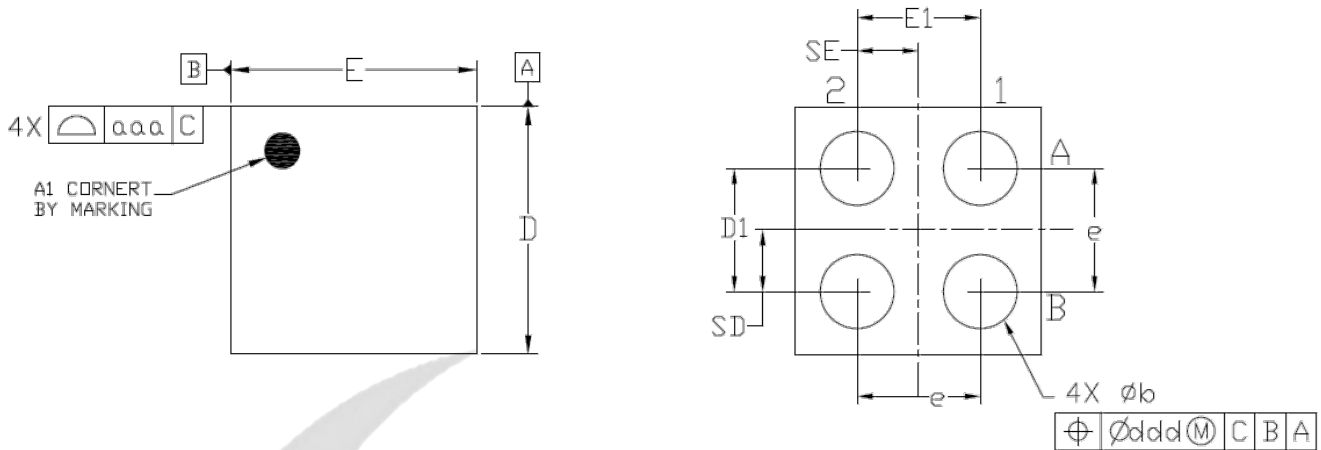
0.97 mm x 0.97 mm x 0.55 mm WLCSP

DEVICE INFORMATION

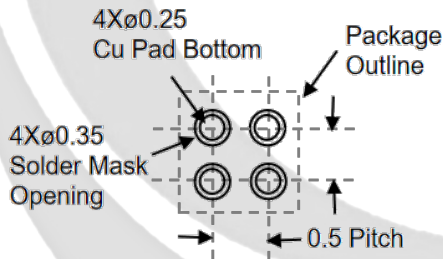
Part Number	Top Mark	R _{ON} (Typ.) V _{BAT} =3.6 V	Over Charge Detection, V _{OC}	Over Discharge Detection, V _{OD}	Over Charge Current, I _{OC}	Short Circuit Current, I _{SC}	V _{BAT} =0 V Charging	Shipping Mode
GLF73915-AD12C	CN	57 mΩ	4.35 V	2.80 V	300 mA	0.5 A	Available	Available
GLF73915-AF12C	IE			2.95 V				



PACKAGE OUTLINE



Recommended Footprint



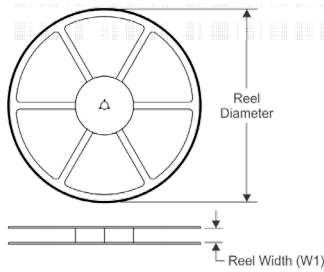
Dimensional Ref.			
REF.	Min.	Nom.	Max.
A	0.500	0.550	0.600
A1	0.225	0.250	0.275
A2	0.275	0.300	0.325
D	0.960	0.970	0.985
E	0.960	0.970	0.985
D1	0.450	0.500	0.550
E1	0.450	0.500	0.550
b	0.260	0.310	0.360
e	0.500 BSC		
SD	0.250 BSC		
SE	0.250 BSC		
Tol. of Form & Position			
aaa	0.10		
bbb	0.10		
ccc	0.05		
ddd	0.05		

Notes

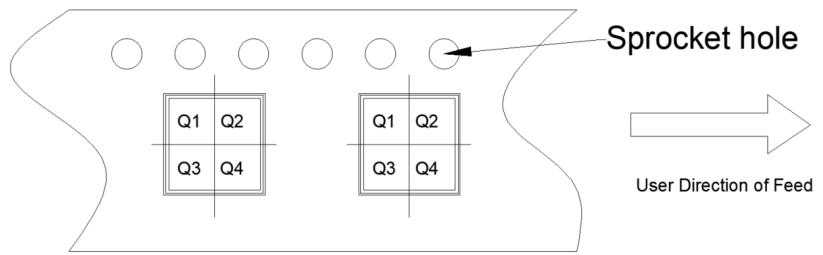
1. ALL DIMENSIONS ARE IN MILLIMETERS (ANGLES IN DEGREES).
2. DIMENSIONING AND TOLERANCING PER ANSI Y14.5M-1994.

TAPE AND REEL INFORMATION

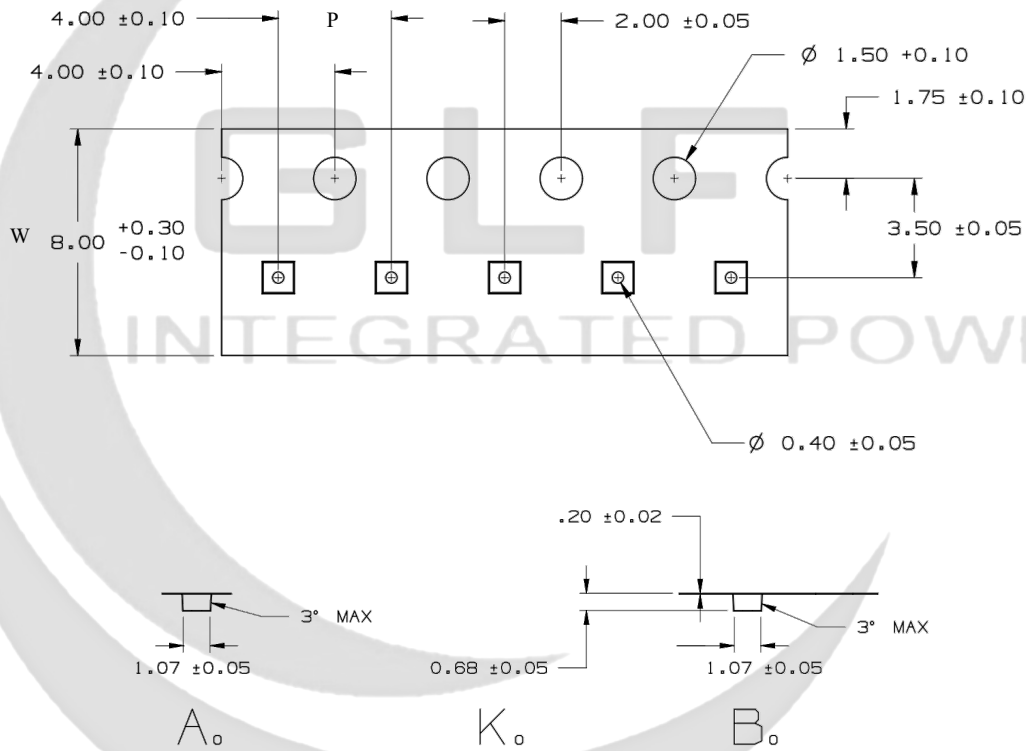
REEL DIMENSIONS



QUADRANT ASSIGNMENTS PIN 1 ORIENTATION TAPE



TAPE DIMENSIONS



Device	Package	Pins	SPQ	Reel Diameter (mm)	Reel Width W1	A0	B0	K0	P	W	Pin1
GLF73915-AD12C	WLCSP	4	3000	180	9	1.07	1.07	0.68	4	8	Q1
GLF73915-AF12C											

Remark:

- A0: Dimension designed to accommodate the component width
- B0: Dimension designed to accommodate the component length
- K0: Dimension designed to accommodate the component thickness
- W: Overall width of the carrier tape
- P: Pitch between successive cavity centers